



# **3M** Particulate Filter 5N11, N95

*User Instructions for 3M™ Particulate Filter 5N11, N95.*

**Important:** Keep these *User Instructions* for reference

For use only with 3M™ 501(07054) Filter Retainer and 6000 Series cartridges on 5000 Series, 6000 Series and 7000 Series half and full facepiece respirators.

07054 is a catalog number only. NIOSH approved as 3M™ 501 Filter Retainer.



## ⚠️ WARNING

This filter helps protect against certain airborne particles. **Misuse may result in sickness or death.** For proper use, see your supervisor, or *User Instructions* or call 3M in U.S.A. at 1-800-243-4630. In Canada, call Technical Service at 1-800-267-4414.

---

### IMPORTANT

Before use, the wearer must read and understand these *User Instructions*, and the *User Instructions* for the 5000 Series, 6000 Series or 7000 Series half or full facepiece respirator to be used with these filters. Keep these *User Instructions* for reference.

### Use For

- Solids such as those from processing minerals, coal, iron ore, cotton, flour and certain other substances.
- Liquid based particles from sprays that do not also emit **harmful** vapors.
- Metal fumes produced from welding, brazing, cutting and other operations involving heating of metals.

### Do Not Use For

- Gases and vapors including those present in paint spraying operations, unless combined with approved chemical cartridges.
- Asbestos.
- Sandblasting.
- In the U.S., do not use when OSHA substance specific standards, such as those for arsenic, cadmium, lead in the construction industry, or 4,4'-methylenedianiline (MDA) specify other types of respiratory protection.

### Biological Particles:

These particulate filters can help reduce inhalation exposures to certain airborne biological particles (e.g. mold, *Bacillus anthracis*, avian influenza, *Mycobacterium tuberculosis*, etc.) but cannot eliminate the risk of contracting infection, illness or disease. OSHA and other government agencies have not established safe exposure limits for these contaminants.

### Use Instructions

1. Failure to follow all instructions and limitations on the use of these filters and/or failure to wear the respirator during all times of exposure can reduce respirator effectiveness and **may result in sickness or death.**
2. Before occupational use of these filters, a written respiratory protection program must be implemented meeting all the requirements of OSHA 29 CFR 1910.134 such as medical evaluation, training and fit testing and applicable OSHA substance specific standards. In Canada, CSA

standard Z94.4 requirements must be met and/or requirements of the applicable jurisdiction, as appropriate.

3. The airborne contaminants which can be dangerous to your health include those so small that you cannot see them.
4. Leave the contaminated area immediately and contact your supervisor if dizziness, irritation, or other distress occurs.
5. Store the filters and respirator away from contaminated areas when not in use.
6. Dispose of used product in accordance with applicable regulations.

### **Use Limitations**

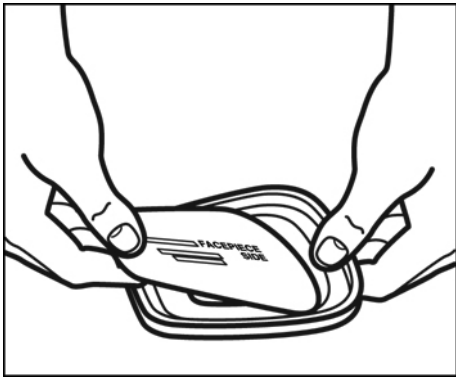
1. These filters do not supply oxygen. Do not use in atmospheres containing less than 19.5% oxygen.
2. Do not use when concentrations of contaminants
  - are immediately dangerous to life or health,
  - are unknown,
  - are greater than 10 times the permissible exposure limit (PEL) with half facepiece respirators and full facepiece respirators when qualitatively fit tested,
  - are greater than 50 times the PEL with full facepiece respirators when quantitatively fit tested, or
  - exceed specific OSHA standards or applicable government regulations, whichever is lower.
3. Do not alter, clean (e.g. vacuum, wash, use compressed air), abuse or misuse these filters and/or respirator.
4. Do not use with beards or other facial hair or other conditions that prevent a good seal between the face and the sealing surface of the respirator.

### **Time Use Limitation**

If filters become damaged, soiled, or breathing becomes difficult, leave the contaminated area immediately and replace the filters.

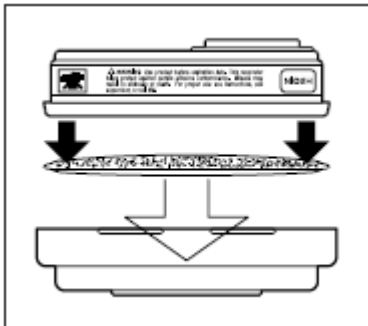
### **Assembly Instructions**

1. Place the 5N11 filter into the 501 (07054) filter retainer so the printed side of the filter faces up (Fig. 1).



**Fig. 1**

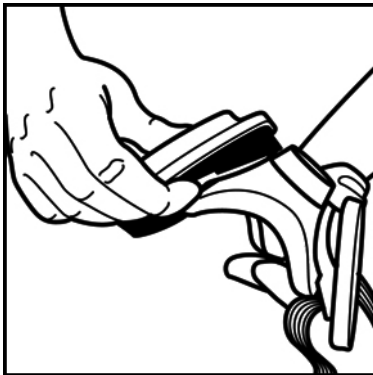
2. Press the cartridge into 501 (07054) filter retainer. Filter retainer should attach securely to cartridge. The 5N11 filter **must** completely cover the face of the cartridge (Fig. 2). Printing on the filter is not visible when the filter is properly oriented.



**Fig. 2**

3. To replace the 5N11 filter, remove the 501 filter retainer by lifting on the tab (Fig. 3).

**NOTE:** Use of the 501 (07054) filter retainer may aid respirator wearer in conducting a negative pressure User Seal Check.



**Fig. 3**

**NIOSH Approved: N95 Particulate Filter.**

**At least 95% filtration efficiency against solid and liquid aerosols that do not contain oil.**

**FOR MORE INFORMATION**

**In United States, contact:**

Website: [www.3M.com/OccSafety](http://www.3M.com/OccSafety)

Technical Service: 1-800-243-4630

**For other 3M products:**

1-800-3M-HELPS or 1-651-737-6501

**3M Occupational Health and  
Environmental Safety Division**

3M Center, Building 0235-02-W-70  
St. Paul, MN 55144-1000

©3M 2011

98-0060-0059-4/3