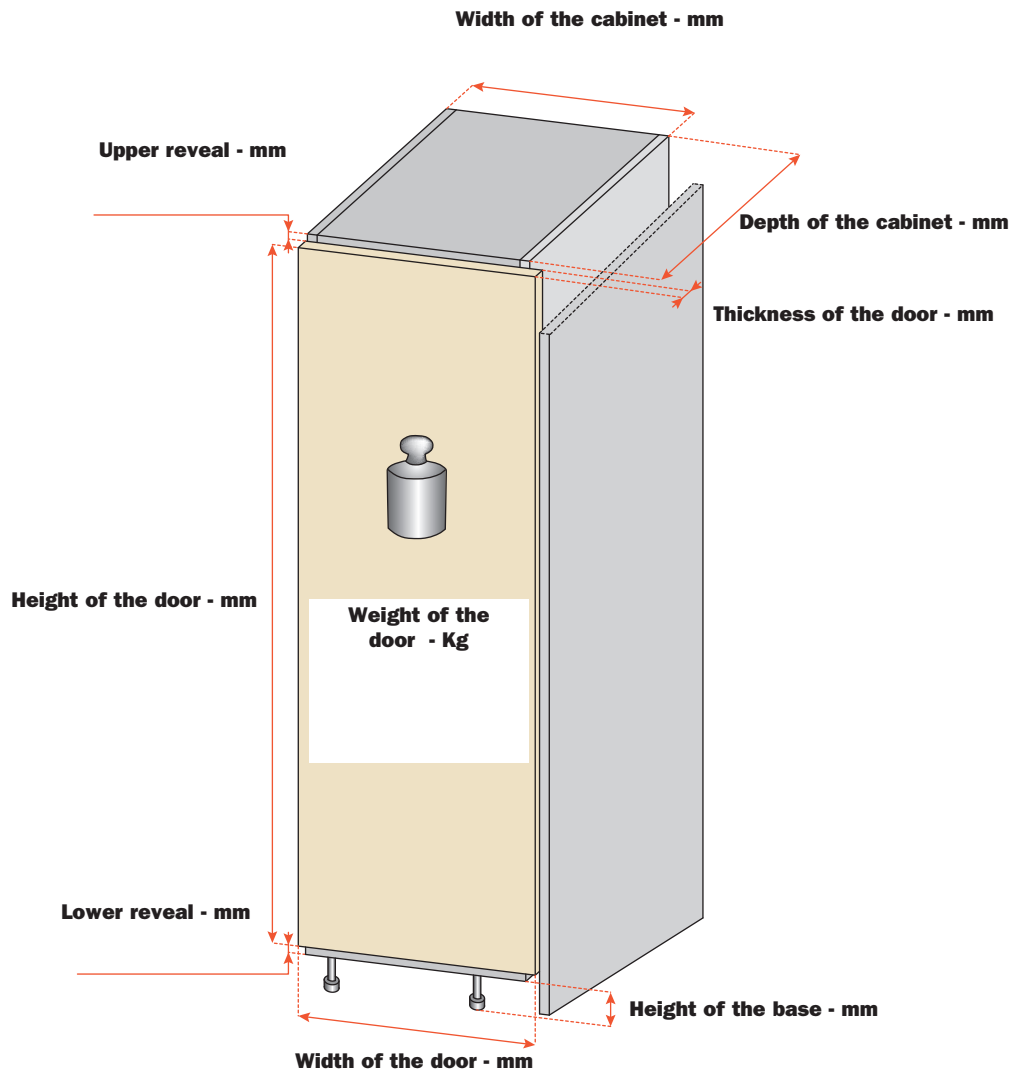


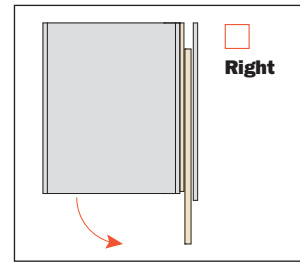
Exedra - Pocket door order form

Details to be sent to order a pocket door mechanism made to measure

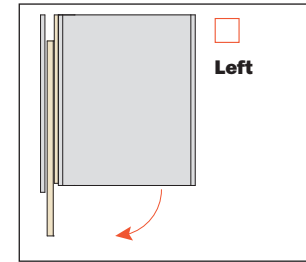
SALICE



Opening direction:



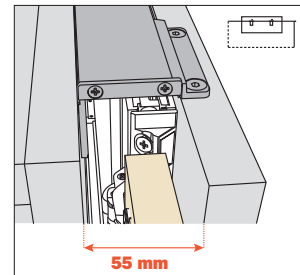
Right



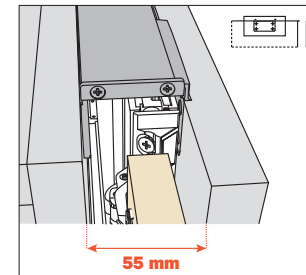
Left

Quantity of each:

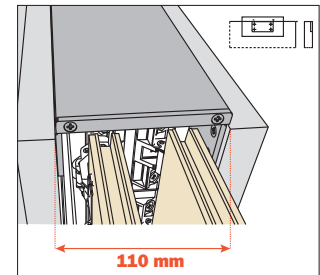
Cover panel connector kit



55 mm

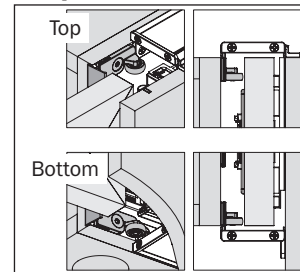


55 mm

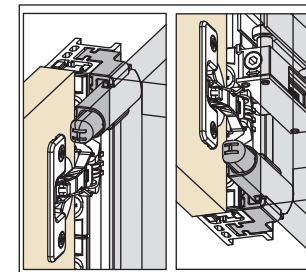


110 mm

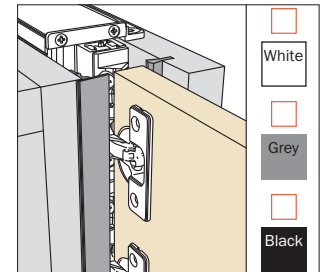
Roller kit for aluminum door or 5 piece wood door



Smove soft close kit for door



Front cover kit



- White
- Grey
- Black

Contact name
Company
Date
Projet
Distributor
Note

Mechanism characteristics

- Aluminium profiles: 6060T5 alloy, silver anodized.
- Components made of plastic, steel and zinc alloy.
- Mounting with clips to facilitate extraction of the mechanism in case of maintenance.
- Quick coupling hinges.

Door features

- Maximum weight for each door : 66 lbs (30 Kg). (with 5 of hinges allowed).
- Thickness: - min. 3/4" (19 mm) - max. 1-3/16" (30 mm).
- Width: - min. 15-3/4" (400 mm) - max. 35-7/16" (900 mm).
- Height: - min. 53-1/2" (1359 mm) - max. 98-7/16" (2500 mm).
- Door vertical adjustment: +4/-1 mm.
- Door horizontal adjustment: ±2 mm.
- Door front adjustment: ±4 mm.
- Cam-assisted door extraction movement.
- Standard projection of the door in open position: 107 mm (4-3/16") when allowed.
- Recommended space below door 5 mm (3/16")
- Material: a) wood or derivatives;
b) metal and glass frame.

How to order the mechanism

- 1) Complete all the requested values in the section "cabinet dimensions" of the order form.
- 2) Choose the opening direction. Select the box "Right" or "Left".
- 3) Optional accessories:
 - Cover panel connector kit
 - Roller kit for aluminum door or 5 piece wood door
 - Smove soft kit for door
 - Front cover kit: choose the color

Space required for the panel connector kit:

- A** minimum 6 mm above and 28 mm below the cabinet
- B & C** minimum 16 mm above and below the cabinet

Send the completed "order form" page to Salice America or Salice distributor.

