

M-Series DRAWER MACHINE



SERIES



INTRODUCING M-Series Drawer Machine

M-Series Drawer Clamp machines have been designed with cost saving in mind by significantly decreasing drawer assembly time and increasing manufacturing consistency. The ECM-A and ECM-B can be used to assemble our M-Series Fusion and DTC Endura & Prima slim wall drawers and DTC Infinity doublewall drawer systems.



Product Features:

- ECM-A: designed for clamping and punching drawer bottom
- ECM-B: designed for clamping only, screws put in place by the operator
- Easy operation and adjustments to quickly resize for different drawer lengths, widths and box types
- Drawer widths: 300mm - 1200mm
- Drawer lengths: 270 to 600mm
- Supports all available side heights
- Total assembled weight: ECM-A (120kg) & ECM-B (100kg)
- Approx. cycle times: 20 seconds (ECM-A) & 45 seconds (ECM-B)
- Air operated only - 6bar (87psi)
- European made

M-Series Drawer Machine



Description	Dimensions W x H x D mm	Part#
Drawer Clamp Pneumatic Machine and Punch	2130 x 1120 x 1180	ECM-A



Description	Dimensions W x H x D mm	Part#
Drawer Clamp Pneumatic Machine	1662 x 727 x 907	ECM-B

For more information on **M-Series** Drawer Machines, visit our website at www.marathonhardware.com

