

# Metalbox Drawer System

## Technical Specifications & Assembly

### Metal Box Drawer System 150mm Height Sides

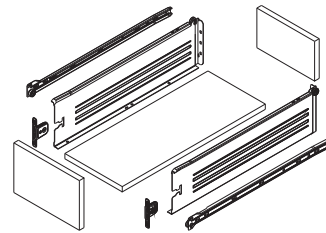


### Product Features:

- Epoxy Finish: White
- Self-Closing
- Double stop positions
- 2-D front
- Screw-on bottom panel
- Lengths: 270-550mm
- Load capacity: 25kg

### Metal Box Drawer Kit Included Parts

- One pair of Full Extension Metal Side Rails
- One pair of Metal Box Sides 150mm Height



### Metal Box Drawer Kit

Length (mm)	Side Height	Colour	Part#
270mm	150mm	White	105-F14K-270
300mm	150mm	White	105-F14K-300
350mm	150mm	White	105-F14K-350
400mm	150mm	White	105-F14K-400
450mm	150mm	White	105-F14K-450
500mm	150mm	White	105-F14K-500
550mm	150mm	White	105-F14K-550

### Front Fixing Brackets for 86/150mm Sides

Mounting	Part#
Screw-On	105-L1M
10mm Dowels	105-L1MM
10mm Expansion Dowels	105-L2MC



### Lateral Rail System

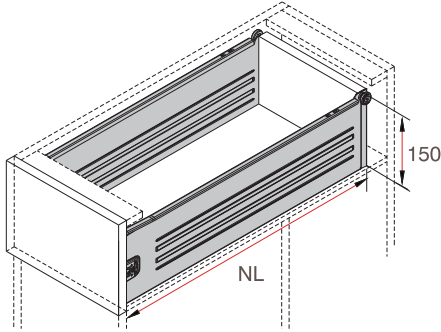
Length	Part#
350mm	105-HY350
400mm	105-HY400
450mm	105-HY450
500mm	105-HY500
550mm	105-HY550

### Product Marking Jig

Description	Part#
Marking Jig for 86mm/150mm Metal Box Drawer System	105-A3M1



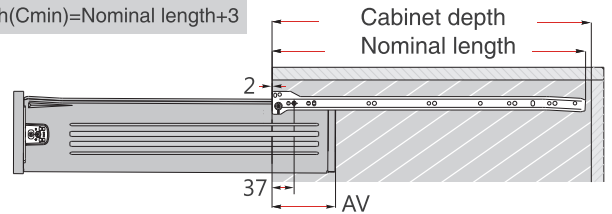
### Space Requirements



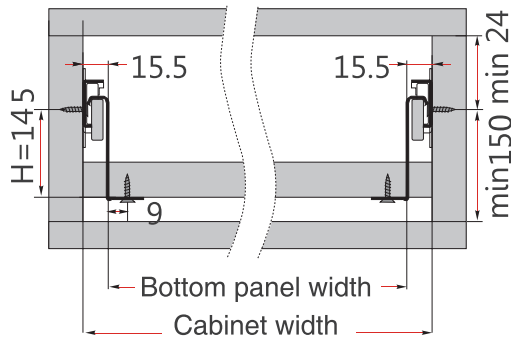
NL Nominal length

### Installation Dimensions

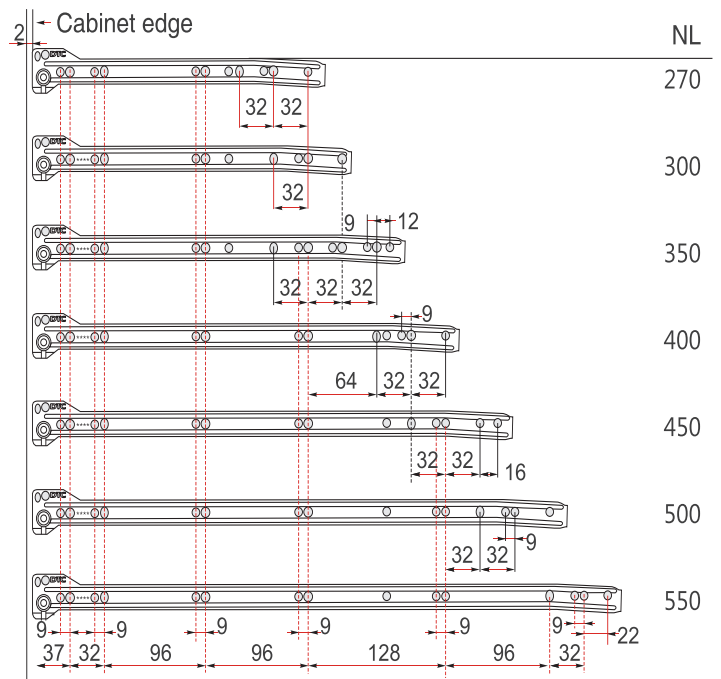
Cabinet depth(Cmin)=Nominal length+3



### Installation Dimensions

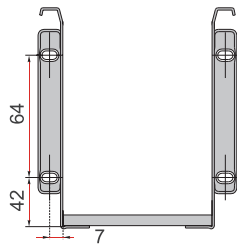


### Drilling Pattern

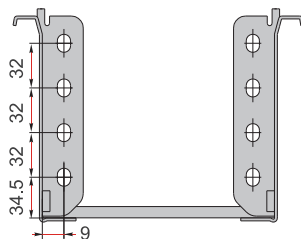


### Front, Back Dimension

#### Front Connector



#### Back



### Adjustment

