

LEGACY Drawer System

Specifications & Ordering Guide

Internal Drawer With Metal Front, 88mm M Height

Product Features

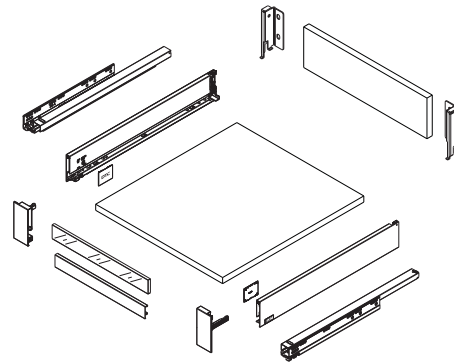


- Modern Straight Slim box drawer system
- Silent system guarantees quiet, smooth run
- High dynamic load capacity: 40/60kg (88/132lbs)
- Concealed slide with full extension
- Tool free assembly and removal of drawer
- 3D Adjustment

To make this unit, order Standard Drawer plus parts listed below

Order Standard Drawer Kit with 88mm M height sides plus these parts:

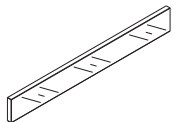
- One pair of internal front fixing brackets for use with short height internal drawer fronts and glass
- One short height colour-matched 1100mm length metal internal drawer front, which can be cut to match your drawer width
- One pre-cut glass front according to width of your cabinet



Internal Drawer Short Height Glass Fronts

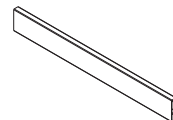
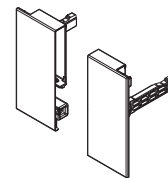
Internal Drawer Short Height Glass Fronts

Length	Part#	Qty.
300mm	105-HG46-GL300	10
350mm	105-HG46-GL350	10
400mm	105-HG46-GL400	10
450mm	105-HG46-GL450	10
500mm	105-HG46-GL500	10
600mm	105-HG46-GL600	10
800mm	105-HG46-GL800	10
900mm	105-HG46-GL900	10
1000mm	105-HG46-GL1000	10
1200mm	105-HG46-GL1200	10



Finish	Part#	Qty.
Matte Grey	105-HT11013-GM	60
Silk White	105-HT11013-SW	60

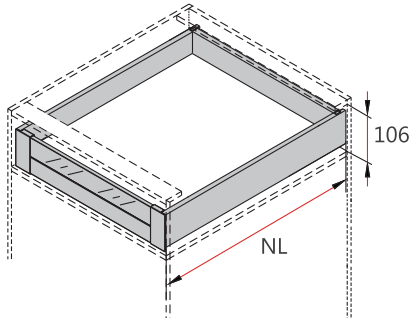
Finish	Part#	Qty.
Matte Grey	105-HT10021-GM	60
Silk White	105-HT10021-SW	60



LEGACY Drawer System

Specifications & Ordering Guide

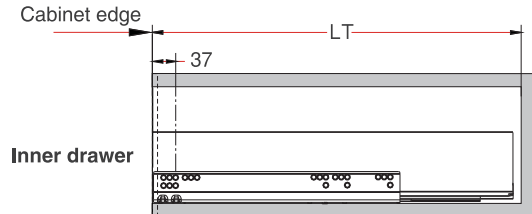
Space Requirements



NL: Nominal length

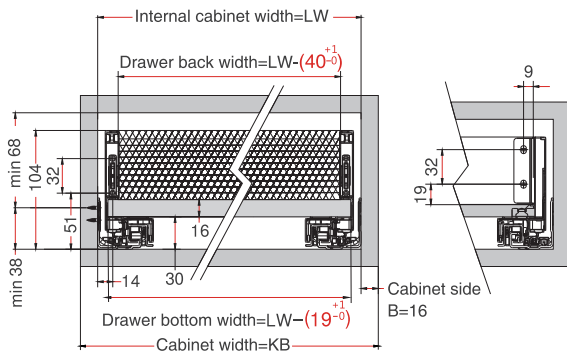
Installation Dimensions

NL=Nominal Slide Length
 LT=Internal Cabinet Depth
 LT=NL+3

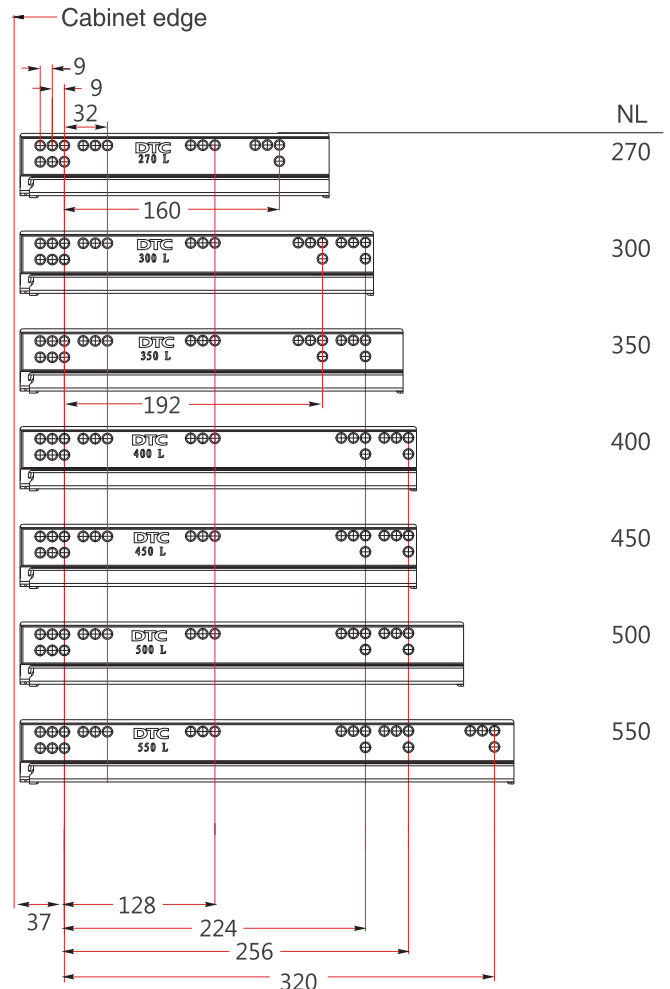


Installation Dimensions

LW=Internal Cabinet Width

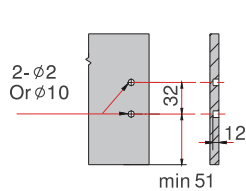


Drilling Pattern

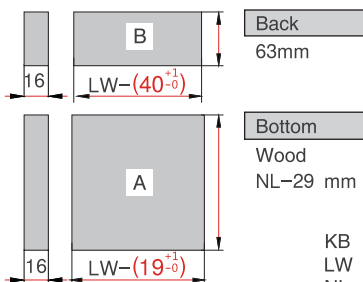
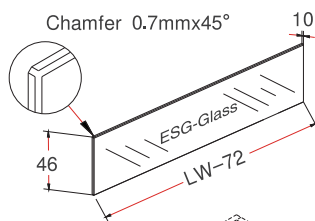


Drawer Front, Back and Bottom Dimension

Drawer Front



Glass front (10mm)



KB = Cabinet Width
 LW = Internal Cabinet Width
 NL = Nominal Slide Length