
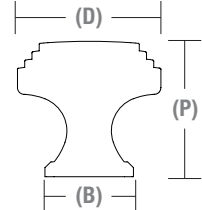


ART DECO


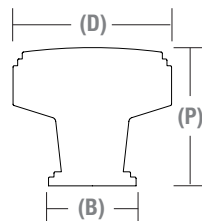
Cabinet Knobs & Pulls Technical Specifications

EMTEK



Art Deco Knob

		Product Code	Dimension(D)	Projection(P)	Base Dimension(B)
		86421	1 1/4"	1 1/4"	3/4"

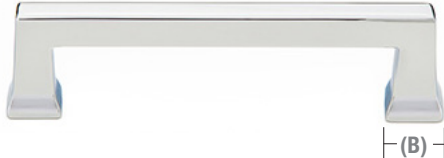

Newport Knob

		Product Code	Dimension(D)	Projection(P)	Base Dimension(B)
		86432	1 1/4"	1 1/4"	3/4"
		86433	1 3/4"	1 1/2"	1"


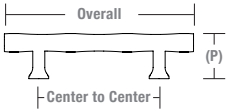
Art Deco Pull

		Product Code	Dimension C-to-C	Overall	Projection(P)	Base Dimension(B)
		86422	3 1/2"	4 3/8"	1 1/8"	5/8"
		86423	4"	4 7/8"	1 1/8"	5/8"


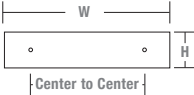
Alexander Pull

		Product Code	Dimension C-to-C	Overall	Projection(P)	Base Dimension(B)
		86424	3 1/2"	4 1/8"	1 1/8"	5/8"
		86425	4"	4 5/8"	1 1/8"	5/8"
		86484	5"	5 5/8"	1 1/8"	5/8"
		86426	6"	6 5/8"	1 1/8"	5/8"
		86427	8"	8 5/8"	1 1/8"	5/8"
		86485	10"	10 5/8"	1 1/8"	5/8"
		86479	12"	12 5/8"	1 1/8"	5/8"


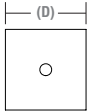
Tribeca Pull

		Product Code Dimension C-to-C Overall Projection(P) Base Dimension(B)
		86428 3 1/2" 5 1/2" 1 1/4" 5/8"
		86429 4" 6" 1 1/4" 5/8"
		86489 5" 7" 1 1/4" 5/8"
		86430 6" 8" 1 1/4" 5/8"
		86431 8" 10" 1 1/4" 5/8"
		86490 10" 12" 1 3/8" 5/8"
86491 12" 14" 1 3/8" 5/8"		

Art Deco Rectangular Backplate for Pulls

		Product Code Dimension C-to-C Overall WxH Thickness
		86435 4" 5 1/4" x 1" 1/8"

Art Deco Square Backplate for Knobs

		Product Code Dimension(D) Thickness
		86434 1 1/4" 1/8"