

## Soft-Close Mechanism for 350 to 550mm Metal Box

Part Number: 105-WHC1



<div><br></div>

Drawer System	-----	Metalbox
Length	-----	350 mm to 550 mm
Material	-----	Plastic

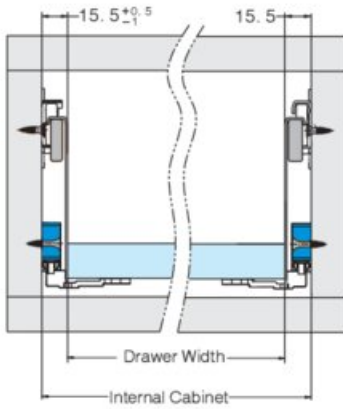
### Product Advantages

- Gives your Metal Box Drawers Soft-Closing Action

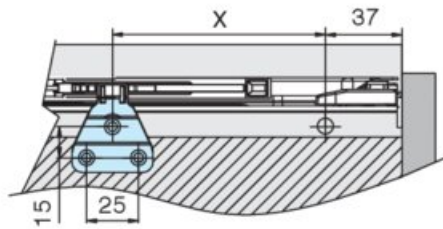


## Technical Documents

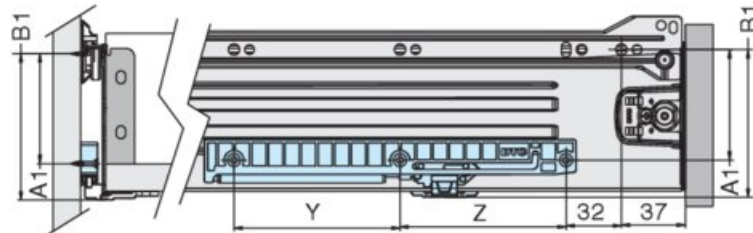
### Installation Drilling Dimensions for DTC Metalbox Soft-Close Mechanism Add-On



Part No.	X	Y	Z
105-WHC1A	84	32	128
105-WHC1	102	96	96



Side Height	A1	B1
54	32	54
86	64	86
150	128	150



All measurements are noted in millimetres (mm).

View this product online at <https://marathonhardware.com/pd/105-WHC1>

