

# Laguna Open Cap LShape Right Stainless



**Part Number: 1682-AP1R-SS**

Laguna Open End Cover Cap, for L-Shaped Profiles, Right, Stainless Steel Look

Connect to L-Shaped Profile when your cabinet exposes the end to cover your profile and cabinet cut ends.

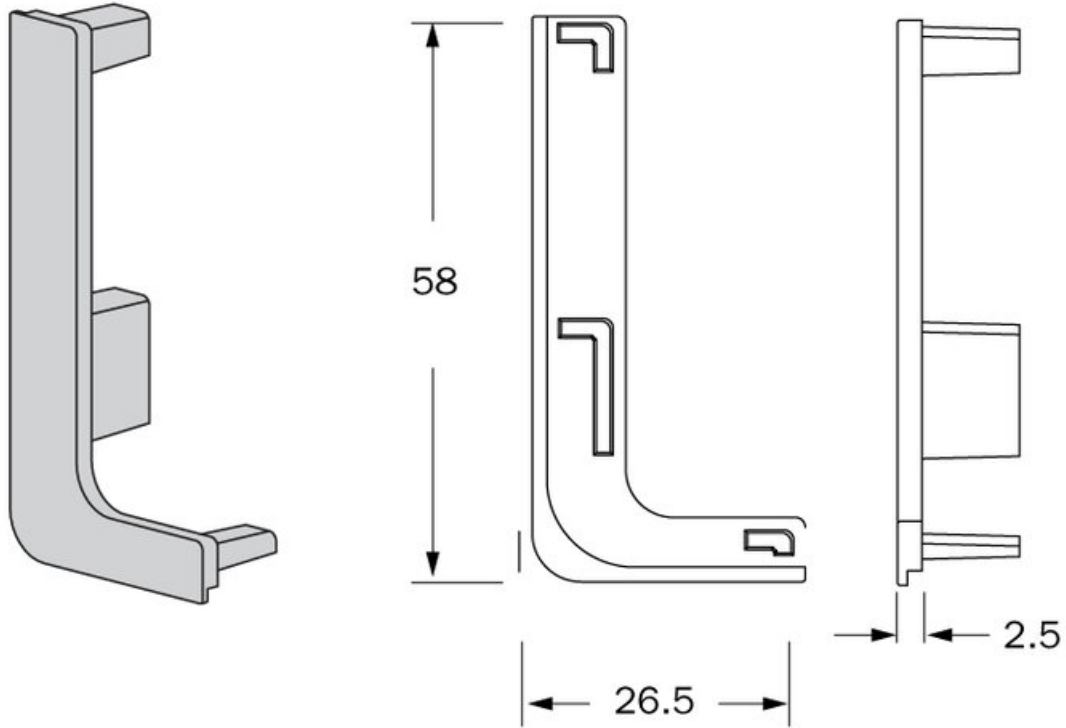
Application Area	Under Counter
Colour Group	Silver
Cover Type	Open
Finish Code	Stainless Steel Look
Material	Plastic
Mounting Direction	Horizontal
Mounting Type	Press-In
Shape	L
Side Direction	Right
Style Family	Designer
Type	Gola Profile

## Product Description

Eureka LAGUNA is a European inspired aluminum profile designed for contemporary kitchens. Creating a designer-friendly separation between cabinet doors, pantry doors, and drawer levels, this on-trend alternative to standard decorative handles and knobs offers you the chance to provide your clients with something different and blow them away with this impressive design trend.




## Technical Documents



View this product online at <https://marathonhardware.com/pd/1682-AP1R-SS>



## Technical Documents



### Eureka Laguna Gola

### Product Features



Eureka LAGUNA is a European-inspired aluminum profile that brings sleek sophistication to contemporary kitchens. Designed to create a seamless, designer-friendly separation between cabinet doors, pantry doors, and drawer levels, this modern alternative to traditional handles and knobs makes a bold style statement.

LAGUNA elevates the aesthetic with clean lines and an effortlessly integrated look. Whether you're crafting a minimalist masterpiece or adding a touch of European elegance, this trend-forward solution gives you the power to wow your clients with something refreshingly different. Set the standard for high-end design with Eureka LAGUNA.

### What's In the Box (items sold separately)

- (A) Spacer Kit
- (B) Shim Kit for 16mm panels
- (C) C-Profile for Vertical Double Doors
- (D) L-Profile for Vertical Single Door
- (E) Closed End Cap for Vertical Doors
- (F) Mounting Clips for Horizontal Profiles
- (G) C-Profile for Between Drawers
- (H) Closed End Cap, C-Shape, Universal
- (I) Open End Cap, C-Shape, Universal
- (J) Upper Cabinet Profile
- (K) L-Profile for Under Countertop
- (L) 90° Inside Corner Joint
- (M) 90° Outside Corner Joint
- (N) Closed End Cap, L-Shape, Left
- (O) Closed End Cap, L-Shape, Right
- (P) Open End Cap, L-Shape, Left
- (Q) Open End Cap, L-Shape, Right



### Ordering Guide

Description	Stainless Steel Look Parte	Matte Black Parte	Anodized Matte Parte	Satin Gold Parte	Bronze Parte	Grey Parte
C-Shape Profile for Horizontal Between Drawers, 3m Length	1683-AID-SS	1683-AID-MB	1683-AID-AM	1683-AID-SGLD	1683-AID-BRZ	--
L-Shape Profile Profile for Horizontal Under Countertops, 3m Length	1682-AUC-SS	1682-AUC-MB	1682-AUC-AM	1682-AUC-SGLD	1682-AUC-BRZ	--
Profile for Vertical Double Doors, 3m Length	1684-AV2-SS	1684-AV2-MB	1684-AV2-AM	1684-AV2-SGLD	1684-AV2-BRZ	--
Profile for Vertical Door and End Panel, 3m Length	1685-AV1-SS	1685-AV1-MB	1685-AV1-AM	1685-AV1-SGLD	1685-AV1-BRZ	--
Upper Cabinet Profile, for Behind Door on 16mm Panel, 3m Length	1645-2APC-SS	1645-2APC-MB	1645-2APC-AM	1645-2APC-SGLD	1645-2APC-BRZ	--
Corner Connector for Horizontal L-Shape Profile, Inside 90 Degrees	1682-AP4-SS	1682-AP4-MB	1682-AP4-AM	1682-AP4-SGLD	1682-AP4-BRZ	--
Corner Connector for Horizontal L-Shape Profile, Outside 90 Degrees	1682-AP5-SS	1682-AP5-MB	1682-AP5-AM	1682-AP5-SGLD	1682-AP5-BRZ	--
Open Cover Cap for L-Shape Profiles, Right	1682-AP1R-SS	1682-AP1R-MB	1682-AP1R-AM	1682-AP1R-SGLD	1682-AP1R-BRZ	--
Open Cover Cap for L-Shape Profiles, Left	1682-AP1L-SS	1682-AP1L-MB	1682-AP1L-AM	1682-AP1L-SGLD	1682-AP1L-BRZ	--
Closed Cover Cap for L-Shape Profiles, Right	1682-AP2R-SS	1682-AP2R-MB	1682-AP2R-AM	1682-AP2R-SGLD	1682-AP2R-BRZ	--
Closed Cover Cap for L-Shape Profiles, Left	1682-AP2L-SS	1682-AP2L-MB	1682-AP2L-AM	1682-AP2L-SGLD	1682-AP2L-BRZ	--
Open Cover Cap for C-Shape Profiles	1683-AP1U-SS	1683-AP1U-MB	1683-AP1U-AM	1683-AP1U-SGLD	1683-AP1U-BRZ	--
Closed Cover Cap for C-Shape Profiles	1683-AP2U-SS	1683-AP2U-MB	1683-AP2U-AM	1683-AP2U-SGLD	1683-AP2U-BRZ	--
Vertical Profile Closed Cover Cap for Top/Bottom	1684-AP1TB-SS	1684-AP1TB-MB	1684-AP1TB-AM	1684-AP1TB-SGLD	1684-AP1TB-BRZ	--
Mounting Clip, Screw-On	--	--	--	--	--	1682-AP8
Mounting Clip, Plastic Dowel (5mm)	--	--	--	--	--	1682-AP9

800.840.1228 / MARATHONHARDWARE.COM

View this product online at <https://marathonhardware.com/pd/1682-AP1R-SS>



## Technical Documents

Open Cover Cap for L-Shape Profiles		
Part	Side	Finish
1682-AP1R-SS	Right	Stainless Steel Look
1682-AP1R-MB	Right	Matte Black
1682-AP1R-AN	Right	Anodized Matte
1682-AP1L-SS	Left	Stainless Steel Look
1682-AP1L-MB	Left	Matte Black
1682-AP1L-AN	Left	Anodized Matte

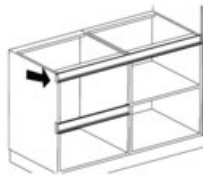
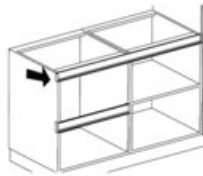
Material: Plastic  
 Dimensions: 58 x 26.5 x 2.5 mm

- Trim profiles 2.5mm less than measured length to fit
- Use to cover profile cut ends
- Quick fit; push together

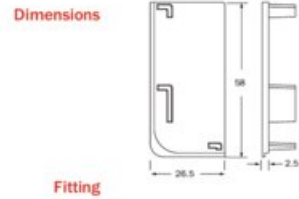
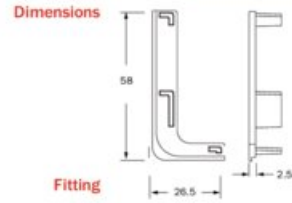
Closed Cover Cap for L-Shape Profiles		
Part	Side	Finish
1682-AP2R-SS	Right	Stainless Steel Look
1682-AP2R-MB	Right	Matte Black
1682-AP2R-AN	Right	Anodized Matte
1682-AP2L-SS	Left	Stainless Steel Look
1682-AP2L-MB	Left	Matte Black
1682-AP2L-AN	Left	Anodized Matte

Material: Plastic  
 Dimensions: 58 x 26.5 x 2.5 mm

- Trim profiles 2.5mm less than measured length to fit
- Use to cover profile cut ends
- Quick fit; push together



### Technical Specifications



View this product online at <https://marathonhardware.com/pd/1682-AP1R-SS>



## Technical Documents



### Vertical Door Installation Kits

**A** Spacer Kit  
1619-7SP



**B** Shim Kit for 16mm Panels  
1627-2SH



### Vertical Door Applications

**C** C-Profile for Vertical Double Doors  
1684-AV2-SS Stainless Look  
1684-AV2-MB Matte Black  
1684-AV2-AN Anodized Matte



**D** L-Profile for Vertical Single Door  
1685-AV1-SS Stainless Look  
1685-AV1-MB Matte Black  
1685-AV1-AN Anodized Matte



**E** Closed End Cap for Vertical Doors  
1684-AP1TB-SS Stainless Look  
1684-AP1TB-MB Matte Black  
1684-AP1TB-AN Anodized Matte



### Horizontal Profile Mounting Clips

**F** Mounting Clips for Horizontal Profiles  
1682-AP8 Screw-On  
1682-AP9 Plastic Dowel



### Horizontal C-Shape - Between Drawers

**G** C-Profile for Between Drawers  
1683-AID-SS Stainless Look  
1683-AID-MB Matte Black  
1683-AID-AN Anodized Matte



**H** Closed End Cap, C-Shape, Universal  
1683-AP2U-SS Stainless Look  
1683-AP2U-MB Matte Black  
1683-AP2U-AN Anodized Matte



**I** Open End Cap, C-Shape, Universal  
1683-AP1U-SS Stainless Look  
1683-AP1U-MB Matte Black  
1683-AP1U-AN Anodized Matte



### Upper Cabinet Door Profile

**J** Upper Cabinet Profile

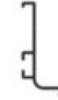
1645-2APC-SS Stainless Look  
1645-2APC-MB Matte Black  
1645-2APC-AN Anodized Matte



### Horizontal L-Shape - Under Countertops

**K** L-Profile for Under Countertop

1682-AUC-SS Stainless Look  
1682-AUC-MB Matte Black  
1682-AUC-AN Anodized Matte



**L** 90° Inside Corner Joint

1682-AP4-SS Stainless Look  
1682-AP4-MB Matte Black  
1682-AP4-AN Anodized Matte



**M** 90° Outside Corner Joint

1682-AP5-SS Stainless Look  
1682-AP5-MB Matte Black  
1682-AP5-AN Anodized Matte



**N** Closed End Cap, L-Shape, Left

1682-AP2L-SS Stainless Look  
1682-AP2L-MB Matte Black  
1682-AP2L-AN Anodized Matte



**O** Closed End Cap, L-Shape, Right

1682-AP2R-SS Stainless Look  
1682-AP2R-MB Matte Black  
1682-AP2R-AN Anodized Matte



**P** Open End Cap, L-Shape, Left

1682-AP1L-SS Stainless Look  
1682-AP1L-MB Matte Black  
1682-AP1L-AN Anodized Matte



**Q** Open End Cap, L-Shape, Right

1682-AP1R-SS Stainless Look  
1682-AP1R-MB Matte Black  
1682-AP1R-AN Anodized Matte



View this product online at <https://marathonhardware.com/pd/1682-AP1R-SS>

