



Laguna CShape Profile 3m Satin Gold

Part Number: 1683-AID-SGLD

Laguna Gola Profile C-Shape, for Between Drawers, 3m, Satin Gold

This C-Shape Profile is installed horizontally in between two drawers.

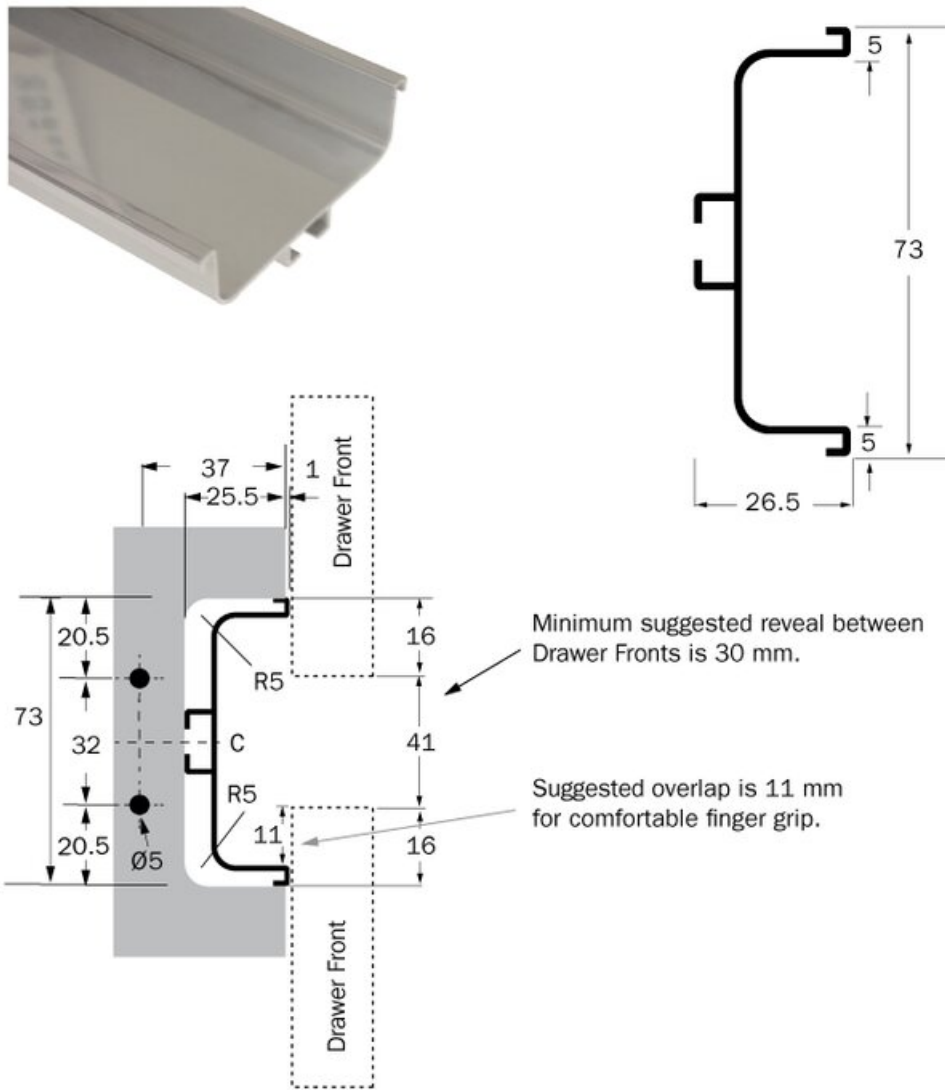
Application Area	Between Drawer
Colour Group	Gold
Finish Code	Satin Gold
Material	Aluminum
Mounting Direction	Horizontal
Overall Length	300 cm
Shape	C
Style Family	Designer
Type	Gola Profile

Product Description

Eureka LAGUNA is a European inspired aluminum profile designed for contemporary kitchens. Creating a designer-friendly separation between cabinet doors, pantry doors, and drawer levels, this on-trend alternative to standard decorative handles and knobs offers you the chance to provide your clients with something different and blow them away with this impressive design trend.



Technical Documents



View this product online at <https://marathonhardware.com/pd/1683-AID-SGLD>

Technical Documents

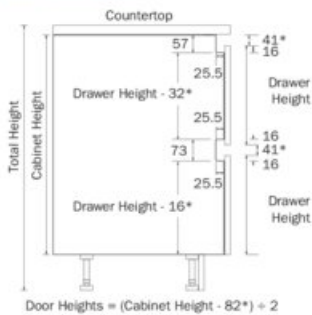
Technical Specifications

C-Shape Profile for Horizontal Between Drawers, 3m Length	
Part	Finish
1683-AID-SS	Stainless Steel Lock
1683-AID-MB	Matte Black
1683-AID-AN	Anodized Matte

Material: Aluminum
Dimensions: 3000 x 73 x 26.5 mm

- Intended for between two drawers
- Cut to size with straight cuts only using a chop or mitre saw
- Quick install using clip connectors
- Profiles can be fitted with end caps or by your end panels
- Base cabinets need to be routed out to fit profiles

Base Cabinet Side



* Recommendation based upon two equal drawers. Adjust accordingly. Minimum Gap Suggested 30mm.

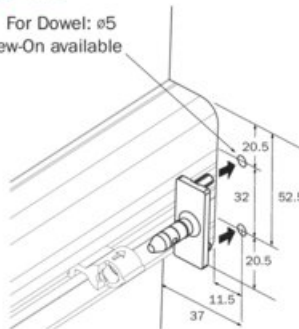


Dimensions

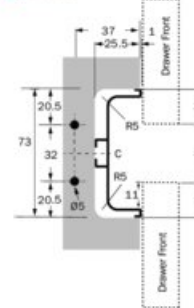


Fixing Details

For Dowel: ø5
Screw-On available



Routing Details




Suggested reveal between drawer fronts is 41mm. Minimum suggested between fronts is 30mm. Suggested overlap is 11mm for comfortable grip.

View this product online at <https://marathonhardware.com/pd/1683-AID-SGLD>



Technical Documents



Eureka Laguna Gola

Product Features



Eureka LAGUNA is a European-inspired aluminum profile that brings sleek sophistication to contemporary kitchens. Designed to create a seamless, designer-friendly separation between cabinet doors, pantry doors, and drawer levels, this modern alternative to traditional handles and knobs makes a bold style statement.

LAGUNA elevates the aesthetic with clean lines and an effortlessly integrated look. Whether you're crafting a minimalist masterpiece or adding a touch of European elegance, this trend-forward solution gives you the power to wow your clients with something refreshingly different. Set the standard for high-end design with Eureka LAGUNA.

What's In the Box (items sold separately)

- (A) Spacer Kit
- (B) Shim Kit for 16mm panels
- (C) C-Profile for Vertical Double Doors
- (D) L-Profile for Vertical Single Door
- (E) Closed End Cap for Vertical Doors
- (F) Mounting Clips for Horizontal Profiles
- (G) C-Profile for Between Drawers
- (H) Closed End Cap, C-Shape, Universal
- (I) Open End Cap, C-Shape, Universal
- (J) Upper Cabinet Profile
- (K) L-Profile for Under Countertop
- (L) 90° Inside Corner Joint
- (M) 90° Outside Corner Joint
- (N) Closed End Cap, L-Shape, Left
- (O) Closed End Cap, L-Shape, Right
- (P) Open End Cap, L-Shape, Left
- (Q) Open End Cap, L-Shape, Right



Ordering Guide

Description	Stainless Steel Look Parte	Matte Black Parte	Anodized Matte Parte	Satin Gold Parte	Bronze Parte	Grey Parte
C-Shape Profile for Horizontal Between Drawers, 3m Length	1683-AID-SS	1683-AID-MB	1683-AID-AM	1683-AID-SGLD	1683-AID-BRZ	--
L-Shape Profile for Horizontal Under Countertops, 3m Length	1682-AUC-SS	1682-AUC-MB	1682-AUC-AM	1682-AUC-SGLD	1682-AUC-BRZ	--
Profile for Vertical Double Doors, 3m Length	1684-AV2-SS	1684-AV2-MB	1684-AV2-AM	1684-AV2-SGLD	1684-AV2-BRZ	--
Profile for Vertical Door and End Panel, 3m Length	1685-AV1-SS	1685-AV1-MB	1685-AV1-AM	1685-AV1-SGLD	1685-AV1-BRZ	--
Upper Cabinet Profile, for Behind Door on 16mm Panel, 3m Length	1645-2APC-SS	1645-2APC-MB	1645-2APC-AM	1645-2APC-SGLD	1645-2APC-BRZ	--
Corner Connector for Horizontal L-Shape Profile, Inside 90 Degrees	1682-AP4-SS	1682-AP4-MB	1682-AP4-AM	1682-AP4-SGLD	1682-AP4-BRZ	--
Corner Connector for Horizontal L-Shape Profile, Outside 90 Degrees	1682-AP5-SS	1682-AP5-MB	1682-AP5-AM	1682-AP5-SGLD	1682-AP5-BRZ	--
Open Cover Cap for L-Shape Profiles, Right	1682-APR-SS	1682-APR-MB	1682-APR-AM	1682-APR-SGLD	1682-APR-BRZ	--
Open Cover Cap for L-Shape Profiles, Left	1682-APL-SS	1682-APL-MB	1682-APL-AM	1682-APL-SGLD	1682-APL-BRZ	--
Closed Cover Cap for L-Shape Profiles, Right	1682-AP2R-SS	1682-AP2R-MB	1682-AP2R-AM	1682-AP2R-SGLD	1682-AP2R-BRZ	--
Closed Cover Cap for L-Shape Profiles, Left	1682-AP2L-SS	1682-AP2L-MB	1682-AP2L-AM	1682-AP2L-SGLD	1682-AP2L-BRZ	--
Open Cover Cap for C-Shape Profiles	1683-AP1U-SS	1683-AP1U-MB	1683-AP1U-AM	1683-AP1U-SGLD	1683-AP1U-BRZ	--
Closed Cover Cap for C-Shape Profiles	1683-AP2U-SS	1683-AP2U-MB	1683-AP2U-AM	1683-AP2U-SGLD	1683-AP2U-BRZ	--
Vertical Profile Closed Cover Cap for Top/Bottom	1684-APT8-SS	1684-APT8-MB	1684-APT8-AM	1684-APT8-SGLD	1684-APT8-BRZ	--
Mounting Clip, Screw-On	--	--	--	--	--	1682-AP8
Mounting Clip, Plastic Dowel (5mm)	--	--	--	--	--	1682-AP9

800.840.1228 / MARATHONHARDWARE.COM

View this product online at <https://marathonhardware.com/pd/1683-AID-SGLD>



Technical Documents



Vertical Door Installation Kits

A Spacer Kit
1619-7SP



B Shim Kit for 16mm Panels
1627-2SH



Vertical Door Applications

C C-Profile for Vertical Double Doors
1684-AV2-SS Stainless Look
1684-AV2-MB Matte Black
1684-AV2-AN Anodized Matte



D L-Profile for Vertical Single Door
1685-AV1-SS Stainless Look
1685-AV1-MB Matte Black
1685-AV1-AN Anodized Matte



E Closed End Cap for Vertical Doors
1684-AP1TB-SS Stainless Look
1684-AP1TB-MB Matte Black
1684-AP1TB-AN Anodized Matte



Horizontal Profile Mounting Clips

F Mounting Clips for Horizontal Profiles
1682-AP8 Screw-On
1682-AP9 Plastic Dowel

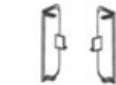


Horizontal C-Shape - Between Drawers

G C-Profile for Between Drawers
1683-AID-SS Stainless Look
1683-AID-MB Matte Black
1683-AID-AN Anodized Matte



H Closed End Cap, C-Shape, Universal
1683-AP2U-SS Stainless Look
1683-AP2U-MB Matte Black
1683-AP2U-AN Anodized Matte



I Open End Cap, C-Shape, Universal
1683-AP1U-SS Stainless Look
1683-AP1U-MB Matte Black
1683-AP1U-AN Anodized Matte



Upper Cabinet Door Profile

J Upper Cabinet Profile

1645-2APC-SS Stainless Look
1645-2APC-MB Matte Black
1645-2APC-AN Anodized Matte



Horizontal L-Shape - Under Countertops

K L-Profile for Under Countertop

1682-AUC-SS Stainless Look
1682-AUC-MB Matte Black
1682-AUC-AN Anodized Matte



L 90° Inside Corner Joint

1682-AP4-SS Stainless Look
1682-AP4-MB Matte Black
1682-AP4-AN Anodized Matte



M 90° Outside Corner Joint

1682-AP5-SS Stainless Look
1682-AP5-MB Matte Black
1682-AP5-AN Anodized Matte



N Closed End Cap, L-Shape, Left

1682-AP2L-SS Stainless Look
1682-AP2L-MB Matte Black
1682-AP2L-AN Anodized Matte



O Closed End Cap, L-Shape, Right

1682-AP2R-SS Stainless Look
1682-AP2R-MB Matte Black
1682-AP2R-AN Anodized Matte



P Open End Cap, L-Shape, Left

1682-AP1L-SS Stainless Look
1682-AP1L-MB Matte Black
1682-AP1L-AN Anodized Matte



Q Open End Cap, L-Shape, Right

1682-AP1R-SS Stainless Look
1682-AP1R-MB Matte Black
1682-AP1R-AN Anodized Matte



View this product online at <https://marathonhardware.com/pd/1683-AID-SGLD>

